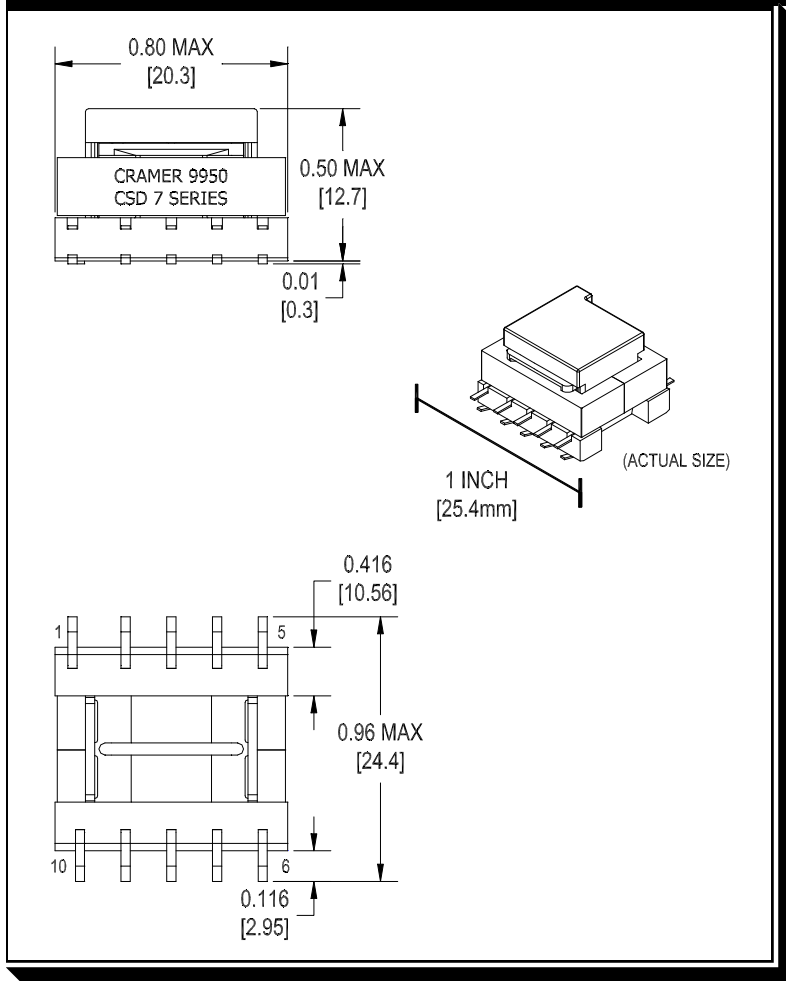


CSD 7



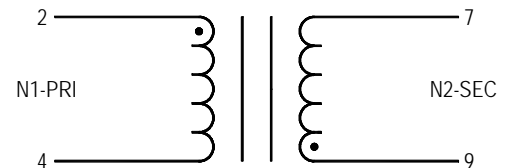
PLATFORM  **FEATURES**

- * Efficient, Economical
- * Frequencies up to 500kHz
- * Industry Standard Footprint
- * 1,600 VRMS Isolation
- * VDE, IEC, UL, CSA Compatible
- * UL Class 130(B) Insulation⁽¹⁾
- * Custom Versions Available

Samples Available on Request

techsales@cramercoil.com
(262) 268-2150 (Inside Sales)
(262) 268-4100 (FAX)

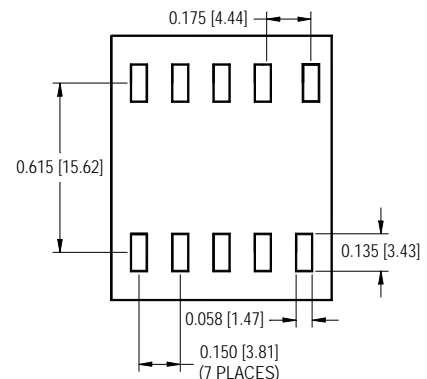
WINDING SCHEMATIC



Notes:
Dimensions: inches [millimeters] (entire page)

CSD 7 - Series				
Part Number:	7-050	7-100	7-150	7-200
Turns Ratio	2:1	1:1	1:1.5	1:2
L (mH)	2.50	2.50	2.50	2.50
LL (μH)	9.00	9.00	9.00	9.00
CC (pF)	60	60	60	60
CC (pF)	—	—	—	—
Rp (ohms)	0.54	0.54	0.54	0.54
Rs (ohms)	0.15	0.60	0.93	1.20
Rs (ohms)	—	—	—	—
Ipri (A max.)	1.00	1.00	1.00	1.00
Isec	1.60	1.00	1.00	1.00
Isec	—	—	—	—
ET Const. (Vμs)	345	345	345	345
KP ⁽³⁾⁽⁴⁾	1080	1080	1080	1080
Hipot	1,600	1,600	1,600	1,600

SUGGESTED PCB LAYOUT⁽²⁾



Note:
Unless otherwise specified, tolerances are
x.xxx = 0.003 [0.08]

(1) System designation C5; File #E110339.
(2) Final responsibility for the correct PCB layout resides with the user.
(3) To avoid saturating the transformer the peak AC flux (Bpk) must be below 0.32T.
(4) Calculate Bpk using $Bpk = Et / Kp \cdot Kd$. Where $Et = Vpk \cdot (D/F) \cdot 10^3$. Et = Volt Microseconds, Vpk = Peak Voltage, D = Duty Cycle (decimal), F = Frequency (kHz), Kd = 1 for Unipolar and 2 for Bipolar, Kp = from table.