

1

2

3

4

5

6

A

A

B

B

C

C

D

D

E

E

F

F

G

G

H

H

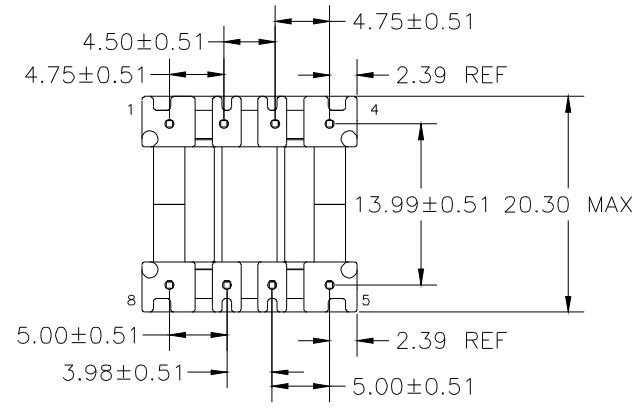
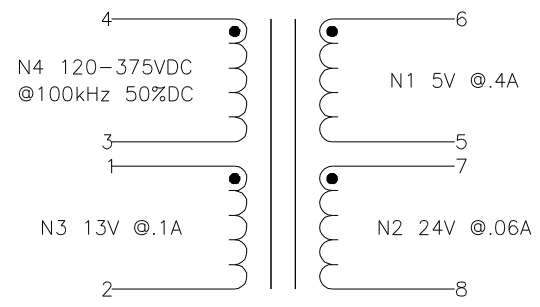
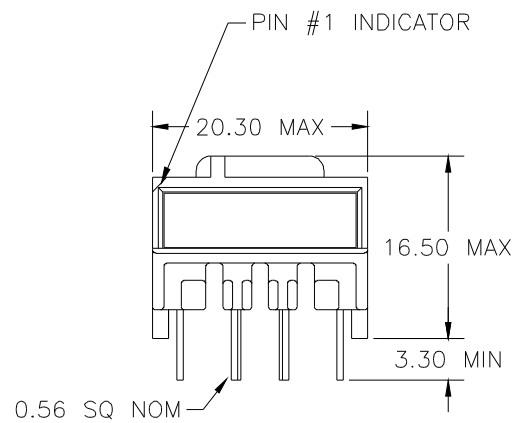
I

I

J

J

FOR USE WITH  
STMicroelectronics  
VIPer 20  
PRIMARY REGULATION



NOTE:  
POLARITY SHOWN IS THE TRANSFORMER.  
FOR CORRECT FLYBACK OPERATION  
CONNECT B+ TO PIN 3.

ELECTRICAL SPECIFICATIONS

- L @ 1kHz .1V - (4-3) 2.8mH ±10%
- LL @ 100kHz .1V - (4-3) 69.4µH TYP, TOL TBD  
(WITH 1,2,5-8 SHORTED)
- URNS RATIO - ±3%
  - N4:N1 - 1:0.048
  - N4:N2 - 1:0.204
  - N4:N3 - 1:0.114
- DCR - OHMS TYP, TOL TBD
  - N1 - 0.050
  - N2 - 0.514
  - N3 - 0.545
  - N4 - 5.09
- HIPOT - 5500VAC 1SEC  
N1,N2 TO N3,N4

NOTE:  
MEETS CONSTRUCTION FOR:  
UL 1310, 1950, 1411  
IEC 61558-1, 2-17, EN60950

REVISION		DATE	MARKINGS	LOCATION
0	PRELIMINARY	12/15/99	CRAMER DATE CODE CVP 10-005	PIN RAIL SIDE OF CORE
1	CHANGED PIN OUTS	02/22/00	DESCRIPTION	TOLERANCE UNLESS OTHERWISE SPECIFIED 2 PLACE DECIMALS ±.010 3 PLACE DECIMALS ±.005 FRACTIONS ±1/64 ANGLES ±1/2°
A	RELEASED	06/20/05	CUSTOMER	
			CRAMER STANDARD	PROPRIETARY INFORMATION PROPERTY OF CRAMER COIL & TRANSFORMER CO. DUPLICATION AND/OR DISTRIBUTION BY PERMISSION ONLY
			G:\DATA\SPecs\ENG\CVP\10-005	CUSTOMER PART NUMBER
			DR. CAM	REV
			DATE 12/15/99	CRAMER PART NUMBER
			APPD. JDB	REV
			DATE 12/15/99	CVP 10-005
				A

1

2

3

4

5

6