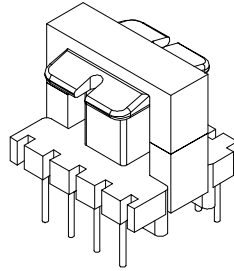
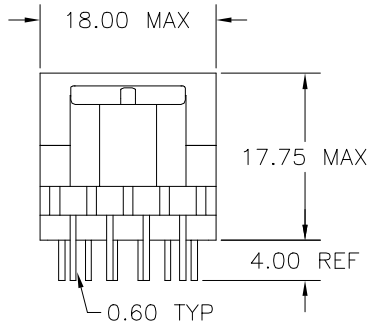


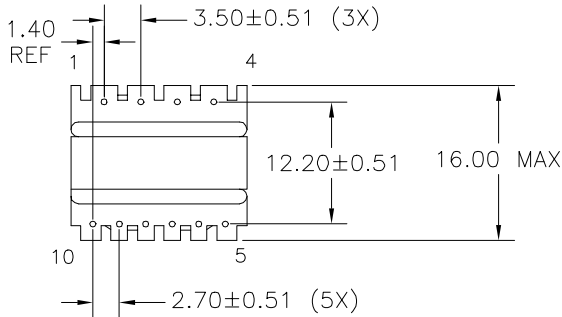
1 2 3 4 5 6

A

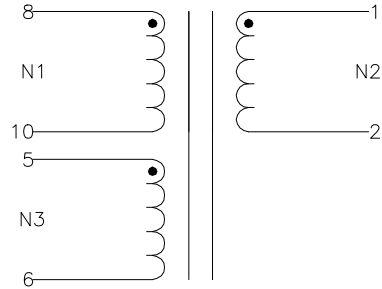


B

C



120-400V
@ 60KHZ
50% DC



D

E

ELECTRICAL SPECIFICATIONS

L @ 1kHz 10mA - (8-10) 2.35mH ±10%

LL @ 100kHz 10mA - (8-10) 120µH MAX
(WITH 1-6 SHORTED)

URNS RATIO - ±3%

N1:N2 - 1:0.211

N1:N3 - 1:0.311

DCR - OHMS MAX

N1 - 6.05

N2 - 0.304

N3 - 2.58

HIPOT - 2500VAC 1SEC

N1,N3 TO N2

NOTE:
MEETS CONSTRUCTION FOR:
UL 1310

F

G

H

REVISION		DATE	MARKINGS	LOCATION
A	RELEASED	09/23/03	544-DATE CODE VP11-046	TOP OF CORE
B	N2 RATIO WAS .039, N3 RATIO WAS .089, UPDATED LL & DCR'S	10/09/03	DESCRIPTION SINGLE LED DRIVER	TOLERANCE UNLESS OTHERWISE SPECIFIED 2 PLACE DECIMALS ±.010 3 PLACE DECIMALS ±.005 FRACTIONS ±1/64 ANGLES ±1/2°
C	L WAS 3.25mH, PRIMARY WAS SPLIT, UPDATED LL, DCRS & HIPOT	10/23/03	CUSTOMER	
D	CHANGED DIM TO METRIC, UPDATED LL & DCRS	04/02/04		
E	ASSIGN LL & DCR MAX'S PER ECO#005695	01/23/06		
			G:\DATA\SPECS\ENG\CVP\11-046	CUSTOMER PART NUMBER
			DR. NJW	DATE 09/23/03
			APPD. MJA	DATE 09/24/03
				CRAMER PART NUMBER CVP 11-046
				REV E

J

1 2 3 4 5 6