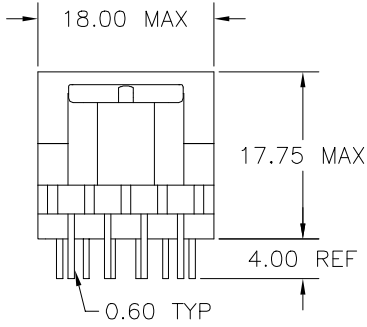


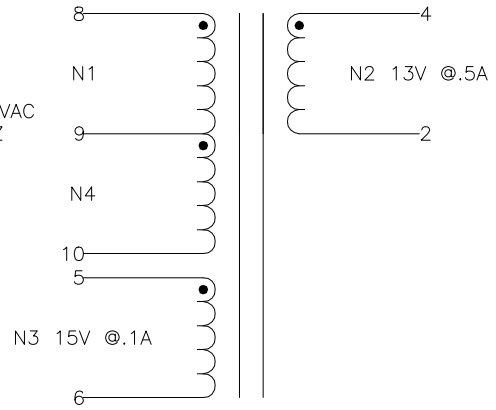
1 2 3 4 5 6

A

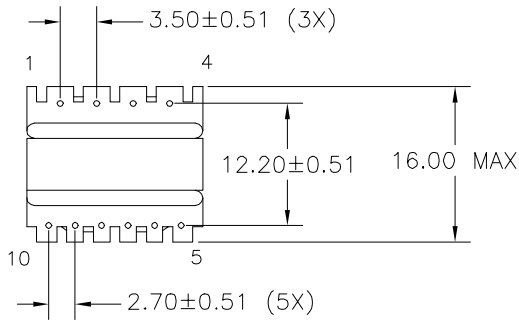


B

100-800VAC
@ 60KHZ
50% DC



C



D

E

ELECTRICAL SPECIFICATIONS

L @ 1kHz 10mA - (8-10) 5.7mH ±10%
 LL @ 100kHz 10mA - (8-10) 37.6µH TYP, TOL TBD
 (WITH 2-6 SHORTED)
 TURNS RATIO - ±3%
 N1/N4:N2 - 1:0.154
 N1/N4:N3 - 1:0.174
 DCR - OHMS TYP, TOL TBD
 N1/N4 - 8.24
 N2 - 0.194
 N3 - 1.56
 HIPOT - 4000VAC 1SEC
 N1,N3,N4 TO N2

F

G

H

REVISION		DATE	MARKINGS	LOCATION
A	RELEASED	10/06/04	544-DATE CODE VP11-056	TOP OF CORE
B	N2 WAS 1-3, N2 RATIO WAS 0.133, N3 RATIO WAS 0.154, UPDATED DCR'S	10/21/04	DESCRIPTION 8 VA FLYBACK, 100-800 INPUT	TOLERANCE UNLESS OTHERWISE SPECIFIED 2 PLACE DECIMALS ±.010 3 PLACE DECIMALS ±.005 FRACTIONS ±1/64 ANGLES ±1/2° PROPRIETARY INFORMATION PROPERTY OF CRAMER COIL & TRANSFORMER CO. DUPLICATION AND/OR DISTRIBUTION BY PERMISSION ONLY
			CUSTOMER	
			G:\DATA\SPECS\ENG\CVP\11-056	CUSTOMER PART NUMBER
			DR. MEC	DATE 10/06/04
			APPD. JDB	DATE 10/07/04
				CRAMER PART NUMBER CVP 11-056
				REV B

1 2 3 4 5 6

A

B

C

D

E

F

G

H

I

J