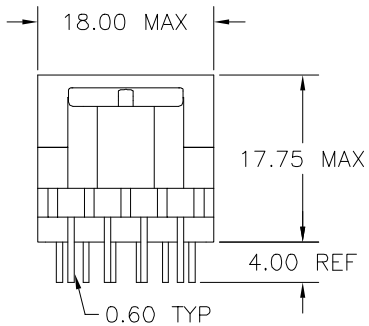
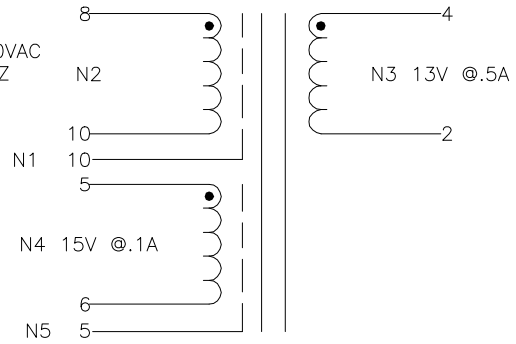


1 2 3 4 5 6

A



100-800VAC
@ 60KHZ
50% DC



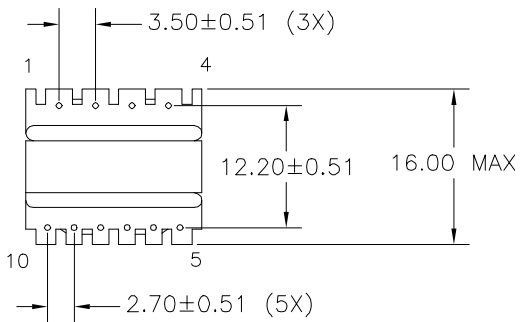
A

B

B

C

C



D

D

E

E

ELECTRICAL SPECIFICATIONS

L @ 1kHz 10mA -(8-10) 5.7mH ±10%

LL @ 100kHz 10mA -(8-10) 89.2µH TYP, TOL TBD
(WITH 2-6 SHORTED)

URNS RATIO - ±3%
N2:N3 - 1:0.154
N2:N4 - 1:0.174

DCR - OHMS TYP, TOL TBD
N2 - 11.07
N3 - 0.342
N4 - 2.56

HIPOT - 4000VAC 1SEC
N2,N4 TO N3

F


F

G

G

H

H

REVISION		DATE	MARKINGS	LOCATION
A	RELEASED	11/04/04	544-DATE CODE VP11-057	TOP OF CORE
B	ADDED FOIL SHIELDS	12/16/04	DESCRIPTION 8 VA FLYBACK, 100-800 INPUT	<div style="display: flex; justify-content: space-between;"> <div style="font-size: small;"> <p>TOLERANCE UNLESS OTHERWISE SPECIFIED 2 PLACE DECIMALS ±.010 3 PLACE DECIMALS ±.005 FRACTIONS ±1/64 ANGLES ±1/2°</p> </div> <div style="text-align: center;"> <p>PROPRIETARY INFORMATION PROPERTY OF CRAMER COIL & TRANSFORMER CO. DUPLICATION AND/OR DISTRIBUTION BY PERMISSION ONLY</p>  </div> </div>
C	L WAS 5.7mH ±10%	02/23/05	CUSTOMER	
D	L WAS 1.6mH ±10%	03/10/05		
E	CHANGED SHIELDS FROM FOIL TO WIRE, UPDATED ELECTRICALS	08/11/05		
			G:\DATA\SPECS\ENG\CVP\11-057	
			DR. MEC	DATE 11/04/04
			APPD. JDB	DATE 11/08/04
			CUSTOMER PART NUMBER	REV
			CRAMER PART NUMBER CVP 11-057	REV E

J

J

1 2 3 4 5 6