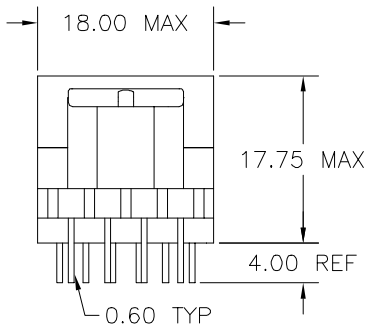


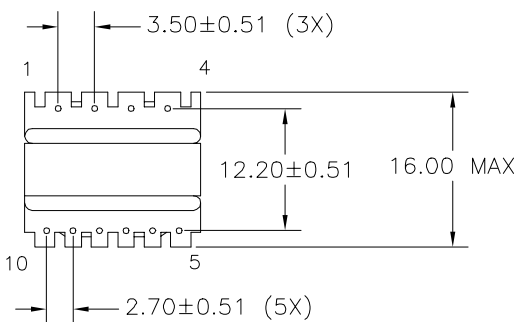
1 2 3 4 5 6

A



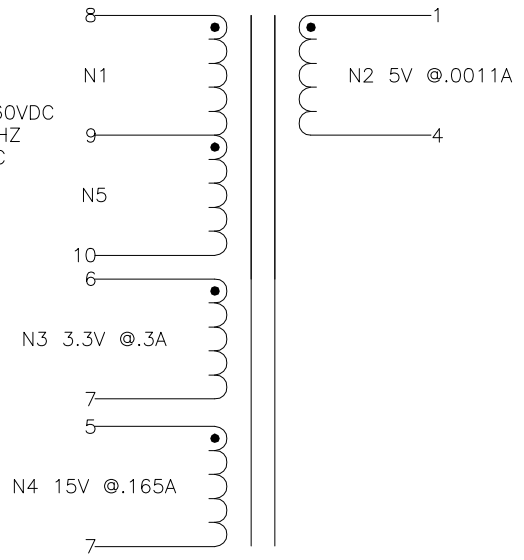
B

C



D

E



A

B

C

D

E

ELECTRICAL SPECIFICATIONS

L @ 1kHz 10mA - (8-10) 10.6mH ±10%

LL @ 100kHz 10mA - (8-10) TBD
(WITH 1-7 SHORTED)

URNS RATIO - ±3%
N1/N5:N2 - 1:0.041
N1/N5:N3 - 1:0.023
N1/N5:N4 - 1:0.102

DCR - OHMS TYP, TOL TBD
N1/N5 - TBD
N2 - TBD
N3 - TBD
N4 - TBD

HIPOT - 1500VAC 1MIN OR 1800VAC 1SEC
N1,N3,N4,N5 TO N2

NOTE:
POLARITY SHOWN IS FOR THE
TRANSFORMER. FOR CORRECT
FLYBACK OPERATION, CONNECT
B+ TO PIN 10.

H

REVISION		DATE	MARKINGS	LOCATION
0	PRELIMINARY	12/12/05	544-DATE CODE VP11-065	ON TOP OF CORE
			DESCRIPTION	TOLERANCE UNLESS OTHERWISE SPECIFIED 2 PLACE DECIMALS ±.010 3 PLACE DECIMALS ±.005 FRACTIONS ±1/64 ANGLES ±1/2°
			4 VA VIPER 12 FLYBACK XFMR	
			CUSTOMER	PROPRIETARY INFORMATION PROPERTY OF CRAMER COIL & TRANSFORMER CO. DUPLICATION AND/OR DISTRIBUTION BY PERMISSION ONLY
			G:\DATA\SPECS\ENG\CVP\11-065	CUSTOMER PART NUMBER
			DR. MEC	DATE 12/12/05
			APPD. -	DATE -
				CRAMER PART NUMBER
				CVP 11-065
				REV
				REV
				0

H

I

J

1 2 3 4 5 6

