

1

2

3

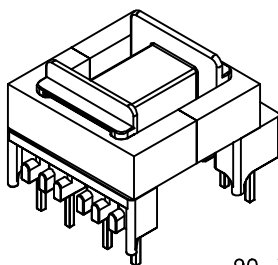
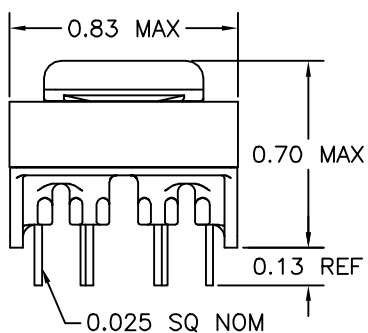
4

5

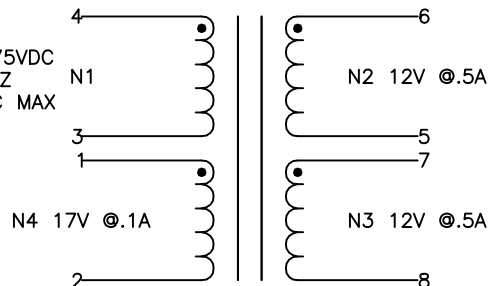
6

A

A



90-375VDC
100KHZ
50%DC MAX

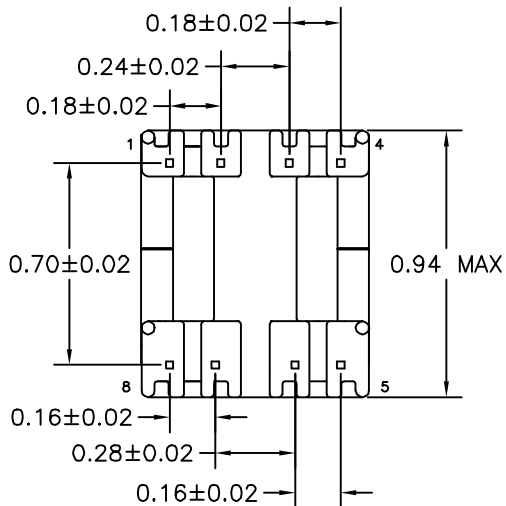


B

B

C

C



NOTE:
POLARITY SHOWN IS FOR THE
TRANSFORMER. FOR CORRECT
FLYBACK OPERATION CONNECT
B+ TO PIN 3.

D

D

E

E

ELECTRICAL SPECIFICATIONS

L @ 1kHz 10mA - (4-3) 560μH +10% -5%

LL @ 100kHz 10mA - (4-3) 24μH MAX
(WITH 1,2,5-8 SHORTED)

URNS RATIO - ±3%
N1:N2 - 1:0.136
N1:N3 - 1:0.136
N1:N4 - 1:0.227

DCR - OHMS MAX
N1 - 1.33
N2 - 0.058
N3 - 0.060
N4 - 0.410

HIPOT - 3750VAC 1SEC
N1,N4 TO N2,N3

F

F

G

G

H

H

REVISION		DATE	MARKINGS CRAMER EIA DATE CODE CVP 30-019	LOCATION PIN RAIL SIDE OF CORE	
E	N4 WAS 13V	01/09/02	DESCRIPTION 14VA FLYBACK, 12, 12	TOLERANCE UNLESS OTHERWISE SPECIFIED 2 PLACE DECIMALS ±.010 3 PLACE DECIMALS ±.005 FRACTIONS ±1/64 ANGLES ±1/2°	PROPRIETARY INFORMATION PROPERTY OF CRAMER COIL & TRANSFORMER CO. DUPLICATION AND/OR DISTRIBUTION BY PERMISSION ONLY
F	ADDED CUSTOMER PART NUMBER PER ECO#004227	01/17/02			
G	CORRECTED CUST P/N ECO#4248	01/28/02	CUSTOMER		
H	ADDED CUST REV ECO#004447	09/18/02			
I	UPDATE L TOL AND CUSTOMER REV PER ECO#004916	12/02/03			
J	UPDATED TURNS RATIO	12/05/03	G:\DATA\SPECS\ENG\CVP\30-019	CUSTOMER PART NUMBER 7249001	REV D
K	PILOT REVISIONS (E3B3019PP) LL & N4 DCR PER ECO#004937	01/06/04	DR. MEC DATE 06/07/01 APPD. JDB DATE 06/12/01	CRAMER PART NUMBER CVP 30-019	REV K

1

2

3

4

5

6

J

J